



2022 - 2023  
ANNUAL REPORT



*Leading Children  
On a Pathway  
to **SUCCESS***

**Mission Statement**

The mission of Bessie Sherrod Price Preparatory Academy is to develop caring, engaged citizens and thoughtful learners.

**Sponsor Statement**

Educational Resource Consultants of Ohio, Inc., (ERCO) sponsor of the school, is legally mandated to provide oversight, monitoring and technical assistance. All community school sponsors are required to submit a written report of the evaluation results of the school's academic, financial, and organizational performance as well as the school's legal compliance to the Department of Education and Workforce. This report must be made available to parents of students enrolled in the community school by November 30th of each year (OAC3301-102-05 (A) (3)). An annual report regarding the performance of this school and other schools under the sponsorship of ERCO will be posted on our website [www.ercoinc.org](http://www.ercoinc.org) no later than November 30th of the current school year. Parents are urged to review this report, as well as other monitoring and evaluation reports concerning the school. These reports are available at the school, or the sponsor's office. The reports are generated to provide you with a full comprehensive understanding of the school's performance.

**Vision Statement**

Bessie Sherrod Price Preparatory Academy will strive to be recognized as a model of academic excellence through engaged, dynamic learning experiences which will add value to the lives of students, parents and the community.



**School Administration**



**Dr. David Fant**  
*Administrator*  
Bessie Sherrod Price Preparatory Academy  
1555 Elaine Rd.  
Columbus Ohio 43227



**School Board**

- |   |                        |
|---|------------------------|
| <b>Bessie Sherrod-Price</b><br><i>President</i> | <b>Dr. Lisa Hunter</b> |
| <b>Lloyd McClendon</b><br><i>Vice President</i> | <b>John Crawford</b>   |
| <b>Carolyn Fields</b><br><i>Treasurer</i>       | <b>Michael Ware</b>    |

**Financial Statement**

FTE:.....	101
Total Operating Revenues:.....	\$1,856,381
Total Operating Expenditures: .....	\$2,033,204
Total Federal Grants:.....	\$794,389
Total Assets: .....	\$62,038
Total Liabilities: .....	\$417,691

*Presentation Excludes GASB 68  
Amounts Obtained From June 30, 2023 Board Financial Reports- Unaudited*

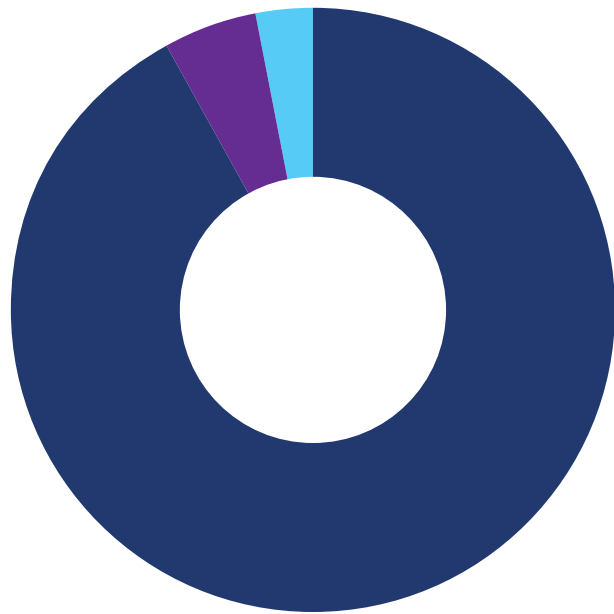
I PUT THE 'I' IN KIND



**Attendance  
Rate**



**Demographics  
Chart**



Demographic Categories	Number of Students	%
● African American . . . . .	73	83.91
● Asian/Pac. Islander . . . . .	0	0
● Hispanic . . . . .	0	0
● American Indian/Native Alaskan . . . . .	0	0
● Multiracial . . . . .	8	9.2
● White, Non-Hispanic . . . . .	6	6.9
● Not Specified . . . . .	0	0

**School  
Achievement  
Highlights**

Bessie Sherrod Price Preparatory Academy is dedicated to excellence in developing engaged citizens and thoughtful learners. The students experience a tightly knitted community of caring faculty and staff who motivate them to achieve.



**Sports/Arts Programs**


Students enjoy a well-rounded experience by participating in an array of sports and arts programs:

- Urban Strings
- Drum Line
- Dance Team
- Basketball Team (Won Regional Championship)

**School events**

BSP engages stakeholders and elevates the experience for students by sponsoring the following annual events:

- Back to School Bash
- Literacy Night
- Fall Fest
- 12 Days of Christmas
- Valentine's Dance
- MLK Day
- St. Patrick's Celebration
- House Chant Off
- Kindergarten Graduation
- 8th Grade Graduation
- Field Day
- King's Island Trip



**Community Partnerships**

BSP forges positive community partnerships to create strong relationships and additional wrap-around services for students and families. A comprehensive list of school partnerships is as follows:

- Books and Badges Program
- National Youth Advocate Program (NYAP)
- Columbus State Community College
- Ohio Construction Academy

**Positive School Culture**

Providing a strong foundation for success, positive school culture sets the tone for student excellence. BSP has implemented several programs/events to promote a positive climate.

- The Ron Clark Academy House System
  - Weekly House Meetings
  - House Leader Election
  - Use of House Points
  - Chant-offs
- The Amazing Shake Competition




# Academic Goals

By the end of 2024, teachers/staff will be provided with a formal process for a Professional Learning Community Plan that includes tailored procedures, development, and strategies, that will decrease teacher turnover and increase student achievement by one proficiency level, as measured by MAP RIT score growth.

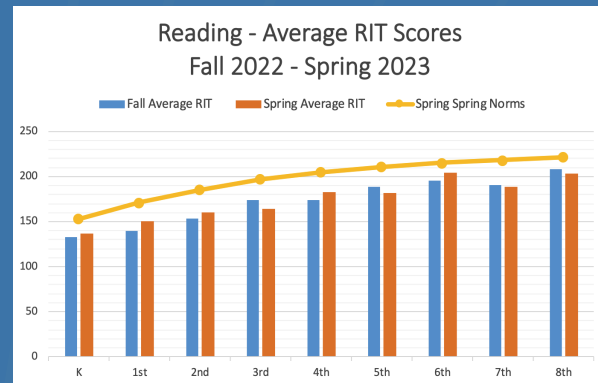
By the end of the 2023-24 school year, 50% of students will score proficient or better on the ELA and Math state assessments or will demonstrate at least 1.5 years of growth annually on the NWEA Map test for ELA and Math. 50% of K-2 students will move to on-track status on the NWEA Map test for Reading and Math.

By 2024, the school will create and maintain a comprehensive plan for engaging students, parents and community partners resulting in an overall attendance percentage of 93% and a decrease in suspensions by 10% and office referrals by 20%.

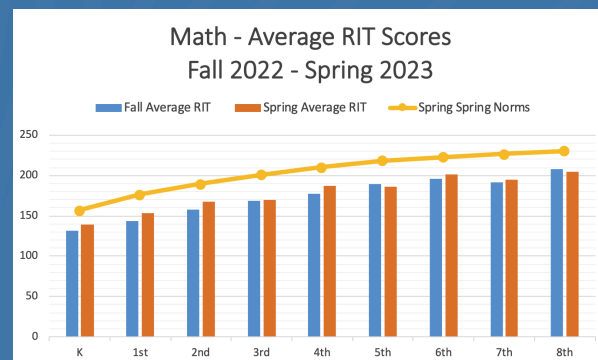


# Academic Testing

BSP	Fall	Spring	
Reading	Average RIT	Average RIT	Spring Norms
K	132.9	136.5	153.09
1st	139.9	150.8	171.4
2nd	153.3	159.8	185.57
3rd	173.6	164.2	197.12
4th	173.8	182.4	204.83
5th	188.2	181.5	210.98
6th	195.4	204.1	215.36
7th	191	188.3	218.36
8th	208	203.5	221.66



BSP	Fall	Spring	
Math	Average RIT	Average RIT	Spring Norms
K	131.5	139	157.11
1st	143.8	153.1	176.4
2nd	158.2	167.7	189.42
3rd	168.8	169.6	201.08
4th	177.2	187.4	210.51
5th	189	186.2	218.75
6th	195.4	200.8	222.88
7th	191	195	226.73
8th	208.1	204.5	230.3



# State Report Card

Ohio School Report Cards

Renaissance Academy dba Bessie Sherrod Price Preparatory Aca

School at a glance

**2**  
Needs support to meet state standards

**2022 - 2023 Report Card for Renaissance Academy dba Bessie Sherrod Price Preparatory Aca**

Districts and schools receive an overall rating of 1 to 5 stars in half-star increments. The overall rating is comprised of five rated components. The College, Career, Workforce and Military Readiness Component is report only and does not contribute to the overall rating on the 2023 Ohio School Report Cards.

**Achievement**  
This component represents whether student performance on state tests met established thresholds and how well students performed on tests overall.  
★☆☆☆☆ Needs significant support to meet state standards in academic achievement.

**Progress**  
This component looks closely at the growth all students are making based on their past performances.  
☆☆☆☆ Evidence that the school met student growth expectations.

**Gap Closing**  
The Gap Closing Component is a measure of the reduction in educational gaps for student subgroups.  
★☆☆☆☆ Needs significant support to meet state standards in closing educational gaps.

**Overall** 35.1%

**Annual Performance Goals** 0.0%

**Graduation**  
The Graduation Component is a measure of the four-year adjusted cohort graduation rate and the five-year adjusted cohort graduation rate.  
☆☆☆☆ This school is not evaluated for graduation rate because there are not enough students in the graduating class.

**Early Literacy**  
The Early Literacy Component is a measure of reading improvement and proficiency for students in kindergarten through third grade.  
★☆☆☆☆ Needs significant support to meet state standards in early literacy (K-3).

**College, Career, Workforce and Military Readiness**  
This component looks at how well-prepared Ohio's students are for future opportunities, whether training in a technical field or preparing for work or college.

**Improving K-3 Literacy** 8.3%  
**Third Grade Reading Proficiency** NC  
**Promotion to Fourth Grade** NC

**Students who are Ready** NC





.....

1555 Elaine Rd.  
Columbus Ohio 43227  
614-235-1900  
[www.bspacademyedu.org](http://www.bspacademyedu.org)

.....

 BSPAcademyEdu

.....