



2021 - 2022
ANNUAL REPORT



*Every Child
Needs a*
CHAMPION

Mission Statement

The mission of Bessie Sherrod Price Preparatory Academy is to develop caring engaged citizens and thoughtful learners.

Sponsor Statement

Educational Resource Consultants of Ohio, Inc., (ERCO) sponsor of the school, is legally mandated to provide oversight, monitoring and technical assistance. All community school sponsors are required to submit a written report of the evaluation results of the school's academic, financial, and organizational performance as well as the school's legal compliance to the Ohio Department of Education. This report must be made available to parents of students enrolled in the community school by November 30th of each year (OAC3301-102-05 (A) (3)). An annual report regarding the performance of this school and other schools under the sponsorship of ERCO will be posted on our website www.ercoinc.org no later than November 30th of the current school year. Parents are urged to review this report, as well as other monitoring and evaluation reports concerning the school. These reports are available at the school, or the sponsor's office. The reports are generated to provide you with a full comprehensive understanding of the school's performance.

Vision Statement

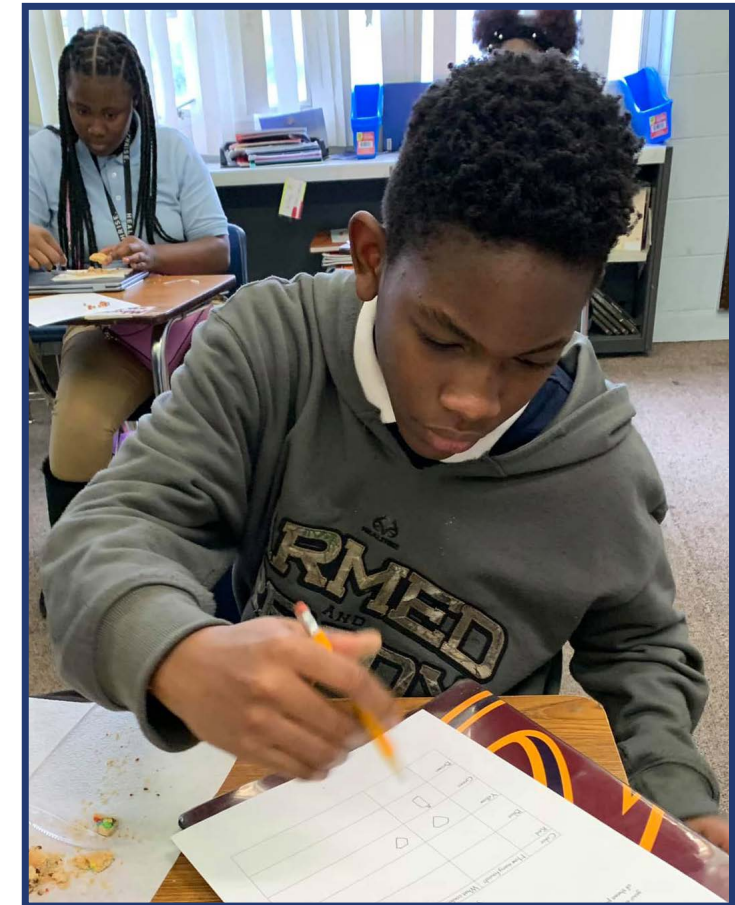
Bessie Sherrod Price Preparatory Academy will strive to be recognized as a model of academic excellence, characterized as engaged, dynamic, growing and adding value to the lives of its students, staff and community, and to become a laboratory for the development of best-practices in every aspect of education.



School Administration



Dr. David Fant
Administrator
Bessie Sherrod Price Preparatory Academy
1555 Elaine Rd.
Columbus Ohio 43227



School Board

- | | |
|---|---|
| Bessie Sherrod-Price
<i>President</i> | ?????
<i>Secretary</i> |
| Lloyd McClendon
<i>Vice President</i> | John Crawford
<i>Director</i> |
| Carolyn Fields
<i>Treasurer</i> | Tyra Hawkins
<i>Parliamentarian</i> |

Financial Statement

FTE:.....	100.49
Total Operating Revenues:.....	\$1,722,015.31
Total Operating Expenditures:	\$1,607,297.80
Total Federal Grants:.....	\$751,901.99
Total Assets:	\$50,107.09
Total Liabilities:	\$205,005.79

*Presentation Excludes GASB 68
Amounts Obtained From June 30, 2022 Board Financial Reports- Unaudited*



School

Achievement

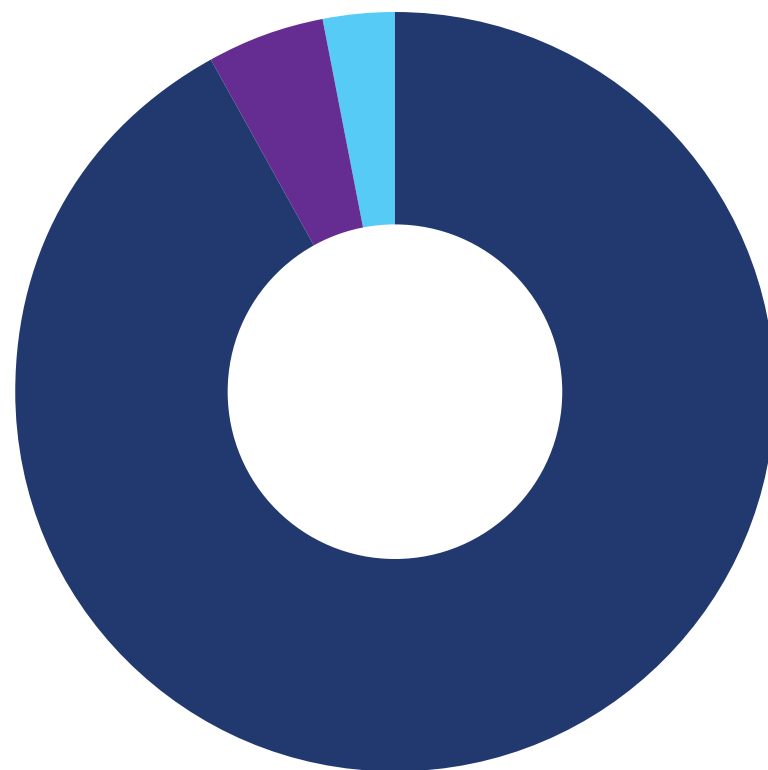
Highlights



- BSP is implementing house systems that are a dynamic, exciting, and proven way to create a positive climate and culture for students and staff. Using Ron Clark’s methods will help our school implement processes that build character, relationships, and school spirit.
- Students in grades 1-8 achieved growth in both math and reading, from the Fall 2021 to Winter 2022 Map test administration.
- Implementation of new curriculum, Into Reading and AMIRA has given teachers the tools to provide one-on-one instruction and better assess students’ reading abilities.
- BSP has community partnerships with the following organizations: National Children’s Mobile Vaccine Van, the Veggie Van, Loving on Your Hair LLC, The Art Mobile Innovative Art Series Program, The Foster Grandparent Program (FGP), National Alliance on Mental Illness (NAMI), Columbus Metropolitan Library (mobile library), and Columbus Police Boks with Badges Program
- BSP is aligning community partnerships with The Ohio State University Internship Program and National Youth Advocate Program (NYAP) to systematically approach school wide Social Emotional Learning (SEL). This approach provides a learning environment that infuses SEL into all aspects of instruction and promotes equitable outcomes for all students.
- BSP is including the families and school staff to have regular and meaningful opportunities to build relationships and collaborate to support student’s social, emotional, and academic development. The school facilitates parent and student workshops to help navigate homework help and after school tutoring with teachers. The Back-to-School Bash, Festivals and other family events are all a great success in fostering caring relationships.
- The school utilizes the One Call System weekly to provide important information and updates. Monthly newsletters and Facebook posts share relevant information about the school.

Demographics

Chart



Demographic Categories	Number of Students	%
● African American	93	94.9
● Asian/Pac. Islander	0	0
● Hispanic	0	0
● American Indian/Native Alaskan	0	0
● Multiracial	3	3.06
● White, Non-Hispanic	2	2.04
● Not Specified	0	0

Attendance

Rate

82%

Academic Goals

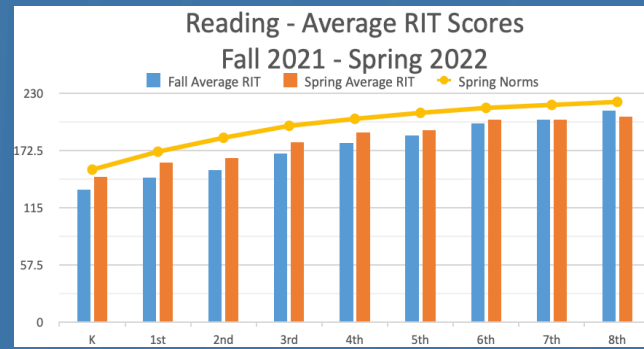
By the end of 2024, teachers/staff will be provided with a formal process for a Professional Learning Community Plan that includes tailored procedures, development, and strategies, that will decrease teacher turnover and increase student achievement by one proficiency level, as measured by MAP RIT score growth.

By the end of the 2023-24 school year, 50% of students will score proficient or better on the ELA and Math state assessments, or will demonstrate at least 1.5 years of growth annually on the NWEA Map test for ELA and Math. 50% of K-2 students will move to on-track status on the NWEA Map test for Reading and Math.

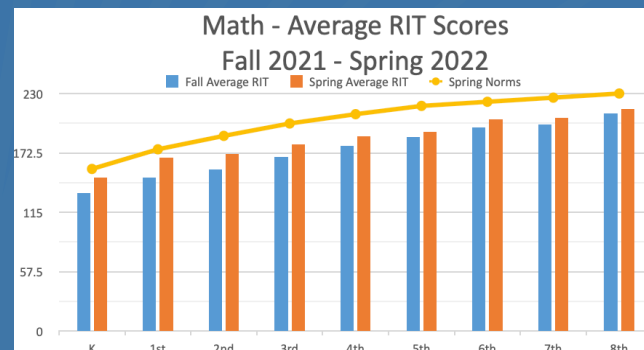
By 2024, the school will create and maintain a comprehensive plan for engaging, students, parents and community partners resulting in an overall attendance percentage of 93% and a decrease in suspensions by 10% and office referrals by 20%.

Academic Testing

BSP	Fall	Spring	
Reading	Average RIT	Average RIT	Spring Norms
K	138	140	153
1st	147	157	171
2nd	151	157	185
3rd	182	180	197
4th	181	186	204
5th	187	193	210
6th	195	199	215
7th	202	201	218
8th	201	205	221



BSP	Fall	Spring	
Math	Average RIT	Average RIT	Spring Norms
K	135	144	157
1st	147	163	176
2nd	157	165	189
3rd	181	186	201
4th	184	189	210
5th	186	194	218
6th	191	197	222
7th	205	208	226
8th	207	212	230



State Report Card

Ohio School Report Cards

The Bessie Sherrod Price Preparatory Academy School at a glance

2021 - 2022 Report Card for The Bessie Sherrod Price Preparatory Academy

The Ohio School Report Cards include performance information provided by schools and districts including academic, financial, and opportunity to learn data. Some of this data is then combined into six components that receive star ratings to indicate the level of performance for the school and district.

<p>Achievement This component represents whether student performance on state tests met established thresholds and how well students performed on tests overall.</p> <p>★☆☆☆☆ Needs significant support to meet state standards in academic achievement.</p>	<p>Progress This component looks closely at the growth all students are making based on their past performances.</p> <p>★★★☆☆ Evidence that the school met student growth expectations.</p>	<p>Gap Closing The Gap Closing Component is a measure of the reduction in educational gaps for student subgroups.</p> <p>★☆☆☆☆ Needs significant support to meet state standards in closing educational gaps.</p>
<p>Performance Index 37.2%</p>	<p>Overall</p>	<p>Annual Performance Goals 0.0%</p>
<p>Graduation The Graduation Component is a measure of the four-year adjusted cohort graduation rate and the five-year adjusted cohort graduation rate.</p> <p>☆☆☆☆☆ Graduation Rates This school is not evaluated for graduation rate because there are not enough students in the graduating class.</p>	<p>Early Literacy This component looks at how successful schools are at improving reading for at-risk students in grades K-3.</p> <p>★☆☆☆☆ Needs significant support to meet state standards in early literacy (K-3).</p>	<p>College, Career, Workforce and Military Readiness This component looks at how well-prepared Ohio's students are for future opportunities, whether training in a technical field or preparing for work or college.</p>
	<p>Improving K-3 Literacy 0.0%</p> <p>Third Grade Reading Proficiency NC</p> <p>Promotion to Fourth Grade NC</p>	<p>Students who are Ready NC</p>





1555 Elaine Rd.
Columbus Ohio 43227
614-235-1900
www.bspacademyedu.org



 BSPAcademyEdu

