

Leading Children on a pathway to **SUCCESS**

2020 - 2021

ANNUAL REPORT





Mission Statement

The mission of Bessie Sherrod Price Preparatory Academy is to develop caring engaged citizens and thoughtful learners.

Sponsor Statement

Educational Resource Consultants of Ohio, Inc., (ERCO) sponsor of the school, is legally mandated to provide oversight, monitoring and technical assistance. All community school sponsors are required to submit a written report of the evaluation results of the school's academic, financial, and organizational performance as well as the school's legal compliance to the Ohio Department of Education. This report must be made available to parents of students enrolled in the community school by November 30th of each year (OAC3301-102-05 (A) (3)). An annual report regarding the performance of this school and other schools under the sponsorship of ERCO will be posted on our website www.ercoinc.org no later than November 30th of the current school year. Parents are urged to review this report, as well as other monitoring and evaluation reports concerning the school. These reports are available at the school, or the sponsor's office. The reports are generated to provide you with a full comprehensive understanding of the school's performance.



Guiding Principals

- Academic Excellence
- Technology Advancement
- Leadership
- Character
- Social Responsibility
- Family Community

School Administration



Christina Greenwood
Administrator

Bessie Sherrod Price
Preparatory Academy
1555 Elaine Rd.
Columbus, OH 43227

School Board

Bessie Sherrod-Price
President

Lloyd McClendon
Vice President

Carolyn Fields
Treasurer

Art Williamson
Secretary

John Crawford
Director

Tyra Hawkins
Parliamentarian

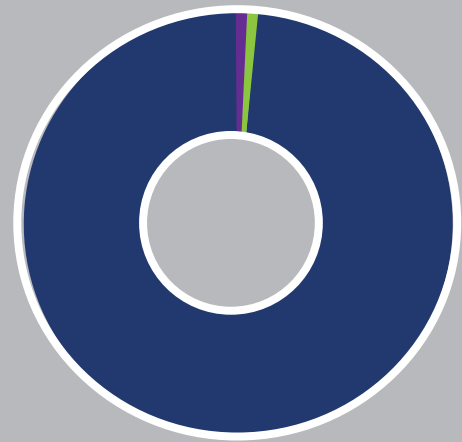
Dr. Lisa Hunter
Director



Attendance Rate

75.9%

Demographic Chart



Demographic Categories	Percentage of Students
African American	98.50
Asian/w. Islander	0
Hispanic	.80
American Indian/Native Alaskan	0
Multiracial	.80
White, Non-Hispanic	22.60
Not Specified	0

Financial Statement

FTE:	93.53
Total Operating Revenues:	\$1,539,704.32
Total Operating Expenditures:	\$1,483,004.49
Total Federal Grants:	\$394,362.38
Total Assets:	\$162,568.00
Total Liabilities:	\$319,522.00

*Presentation Excludes GASB 68
Amounts Obtained From June 30, 2021 Board Financial Reports- Unaudited*

School Achievement Highlights



- Back to School Carnival and Backpack Giveaway August 19, 2021
- Participants in Poindexter Village Drum Circle August 7, 2021
- Participants at 2021 HBCU Football Classic
- Muffins with Mom
- Parking lot community popsicle giveaways
- School supply giveaways
- Participants in food pantry distribution
- Fall Festival and October Parade
- Thanksgiving Culture Celebration Family Buffet Night
- Youth & Families LifeSkills Training for middle school students
- Anti-Bullying Week
- Grandparent & Veteran Luncheon &-Habits Character Education
- Annual Canned Food Drive
- Family game nights & popcorn and movie nights
- Polar Express Family Night
- Christmas Around the World Celebration
- Coat, hat, & glove drive

Academic Goals

Instructional Goal No. 1:

By October 1, 2021, 70% of students in grades K-8 will show 25% growth in the areas of Literary text; Informational text; and, Vocabulary acquisition and use as evidenced by data from the spring MAP and/or the spring AIR tests.

Instructional Goal No. 2:

By October 1, 2021, 70% of students in grades K-8 will 25% growth in the areas of Operations and Algebraic Thinking; Number and Operations, Measurement and Data; Geometry; and, Real and Complex Number Systems as evidenced by data from the spring MAP and/or the spring AIR tests.

School Behavioral Goal:

By October 1, 2021, 80% of students in grades K-8 will demonstrate expected behaviors in the classroom and inappropriate behaviors including suspensions and emergency removals will be reduced by 25% as evidenced by data collected from the current years incident referrals, prior years behavioral data records, and observational records.

School Engagement Goal:

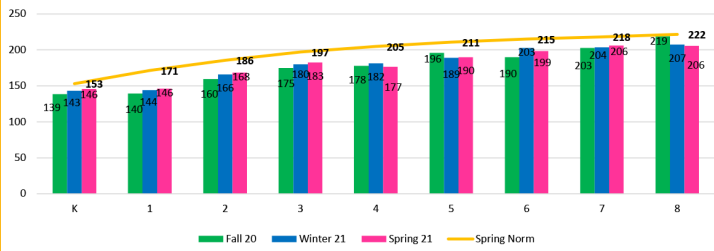
By October 1, 2021, the inclusion of families, community members, and other stakeholders in the operation and exercise of the mission of the school will increase by 50% as evidenced by attendance at school functions, after school programs, parent-teacher conferences, and festive school events.

School Culture Goal:

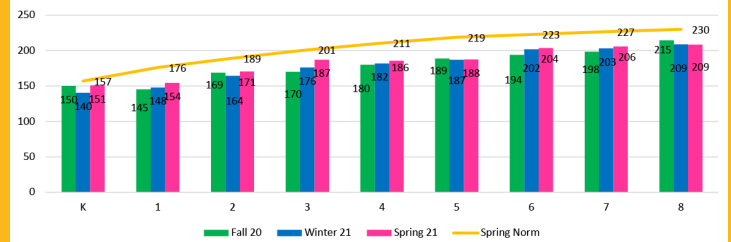
By October 1, 2021, school culture will be reshaped to ensure Renaissance Academy is a safe, friendly, egalitarian, and respectful community where all 90% of all students and staff feel welcome and learning is evident as evidenced by attendance rates and records, interest surveys, questionnaires, interviews, and observations.

Academic Testing

Average Reading RIT Scores: Fall 20 to Spring 21



Average Math RIT Scores: Fall 20 to Spring 21



State Report Card

Ohio School Report Cards

The Bessie Sherrod Price Preparatory Academy School Grade **NR** School at a glance



School Grade

School Overview

Districts and schools report information for the Ohio School Report Cards on specific marks of performance, called measures, within broad categories called components. They receive grades for up to 10 measures and six components. *The 2020-2021 report card will not have grades or ratings per Ohio law.*

Achievement

This component represents whether student performance on state tests met established thresholds and how well students performed on tests overall.



Component Grade

[View More Data](#)

Gifted

Progress

This component looks closely at the growth all students are making based on their past performances.



Component Grade

[View More Data](#)

Gap Closing

This component shows how well schools are improving or meeting the performance expectations for all students in English language arts, math, graduation, and English language proficiency. *The English language proficiency data is not available this year.*



Component Grade

[View More Data](#)

Graduation Rate

This component shows the percent of students who are successfully finishing high school with a diploma in four or five years.



Component Grade

[View More Data](#)

Improving At-Risk K-3 Readers

This component looks at how successful schools are at improving reading for at-risk students in grades K-3.



Component Grade

[View More Data](#)

Prepared for Success

This component looks at how well-prepared Ohio's students are for future opportunities, whether training in a technical field or preparing for work or college.



Component Grade

[View More Data](#)



1555 Elaine Rd.
Columbus, Ohio 43227
614-235-1900

www.bspacademyedu.org

[f](#) @BSPAcademyEdu